

KIDS' WORSHIP GUIDE


The Beautiful Story Series
Aug. 16 – Oct. 25



THE BEAUTIFUL STORY



FAMILY
MINISTRIES
FIRST PRES



Use this QR Code
to launch the
Bible Story videos




WORSHIP WELL

Each week, participate in worship as a family.
Then have your kids watch the Bible Story.



TALK ABOUT THE LIFE APP



PRACTICE



DAILY GOD GUIDE

How to Use This Worship Guide

Worshiping as a family is an important first step toward lifelong faith. Your child's worship guide is a tool to help you and your kids worship well. Every week, worship together. Sing, read the Scripture, and engage with the online worship experience.

We know that your kids can get bored and squirmy—but that's OK! Even though it may seem like they aren't paying attention, they are watching you worship, and you can model how to live for God, especially during this season of uncertainty and constant changes.

During the service each week, you can allow your kids to use this worship guide to engage, follow along, and deepen their understanding about what's happening in front of them.

We are praying for your time with Jesus, and can't wait to see how your family grows closer to each other and to God.

Blessings,

Allen Hunter, Bethany Hanson



THE BEAUTIFUL STORY

The Beautiful Story

AUGUST 16 – OCTOBER 25

What is something that you think is beautiful?
Flowers, paintings, sunsets, kittens, mountains, trees,
running fast?

Sometimes we don't think about beauty and
sometimes it's hard to see. Everyone is searching for
beauty, perfection and, of course, for God. Join us in
this series as we look at how God created beauty. He
created us, and we get to be a part of the world He
created. It's God's big, HUGE, beautiful story.

We hope you will find how you can play a part in
The Beautiful Story of the marvelous love of God.

sermon NOTES:

August 16 • “Beautiful God” • Genesis 1:1–13

What is something YOU
find beautiful?


Write down a word from the
Scripture passage today that
catches your attention:

What's a question you want to
ask someone later?

I learned:


I didn't understand:

Draw a picture of something beautiful!



In the beginning, God created the heavens and the earth.

Trace the shapes!



Enter your **SECRET CODE**
to unlock games @
games.childrensbulletins.com

SECRET CODE
ATB924

sermon NOTES:

August 23 • “Beautiful World” • Genesis 1:14–25

Have you ever thought about how comfortable the world is? God made a beautiful, nice world for us to live in. What is the most beautiful thing you have ever seen?

What is something about you that is special?

What songs did you sing for worship that talked about God's beauty?

I learned:

I didn't understand:

Draw a picture!



The Lord God created the earth and the heavens. He created all that is in them.


Circle the correct number of birds and fish.



10 or 11 ?



11 or 12 ?



Enter your **SECRET CODE**
to unlock games @
games.childrensbulletins.com

SECRET CODE
TWB180

sermon NOTES:

August 30 • “Beautiful People” • Genesis 1:26–31

People were made in God’s image for a purpose. You may not know for sure right now, and there’s no pressure, but if you wanted to guess right now what you would be when you grow up, what would you be?

What are you especially good at?

I learned:

I didn’t understand:

Draw your idea of the perfect world!



God blessed the human beings. He commanded them to fill the earth.

Circle 7 differences in the second picture.



Enter your **SECRET CODE**
to unlock games @
games.childrensbulletins.com

SECRET CODE
SBWKR3

sermon NOTES:

September 6 • “Beauty Threatened” • Genesis 3:8–19

Have you ever broken something that was beautiful? What was it?

How did you feel?

Things aren't the way they're supposed to be. There is stuff in the world that is broken and God wants us to be part of fixing it. Can you think of anything in the world that you would want to see fixed? (You can't say homework!)

I learned:


I didn't understand:

Draw a picture!



God told Adam not to eat the fruit from a special tree. A crafty serpent lied to Eve. She ate from that tree.

Find the hidden animals.



Enter your **SECRET CODE**
to unlock games @
games.childrensbulletins.com

SECRET CODE
FMRR09

sermon NOTES:

September 13 • “Beautiful Promise” • Genesis 15:1–6

Write down a promise that you have made:

Were you able to keep it?

Write a list of God's promises here:

Does He keep His promises?

I learned:

I didn't understand:

Draw a picture!



The word of the LORD came to Abram in a vision:

“Do not be afraid, Abram...

Make new words by subtracting the letters shown. Then read the darker boxes from top to bottom, and write the word on the blank below.



SANDY – ND =

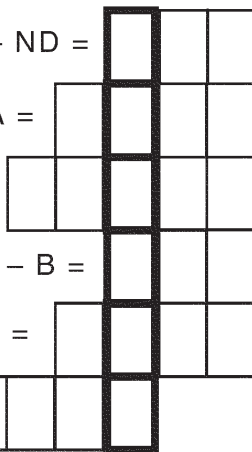
FLASHED – FLA =

GRIND – N =

BEND – B =

SLICED – CE =

READY – Y =



...I am your _____, your very great reward.”

Enter your **SECRET CODE**
to unlock games @
games.childrensbulletins.com

SECRET CODE
NCHWG2

sermon NOTES:

September 20 • “Beautiful Hope” • Isaiah 51:1–8

Draw a picture below of a time you were injured and you were waiting for it to be healed.
Did it take a lot of patience?
Did you constantly think about it?

Do you still have pain or a scar or mark from it?

Write a prayer to God either thanking Him for healing you, or asking Him to heal you, or to have the patience to wait to be healed.

I learned:


I didn't understand:

A time I was injured:

"The Lord will surely comfort Zion and will look with compassion on all her ruins."

What will God make Zion like then?

Find the missing words hidden in the picture and write them in their correct spaces below.



"He will make her _____ like _____, her
_____ like the _____ of the _____.
_____ and _____ will be _____ in her,
_____ and the _____ of _____."

Enter your **SECRET CODE**
to unlock games @
games.childrensbulletins.com

SECRET CODE
NFDT36

sermon NOTES:

September 27 • “Beautiful Savior” • Hebrews 1:1–12

Today is going to be a little bit different. During the singing worship time, write down as many words or phrases in the songs that talk about the beauty of Jesus. See if you can fill up the page!

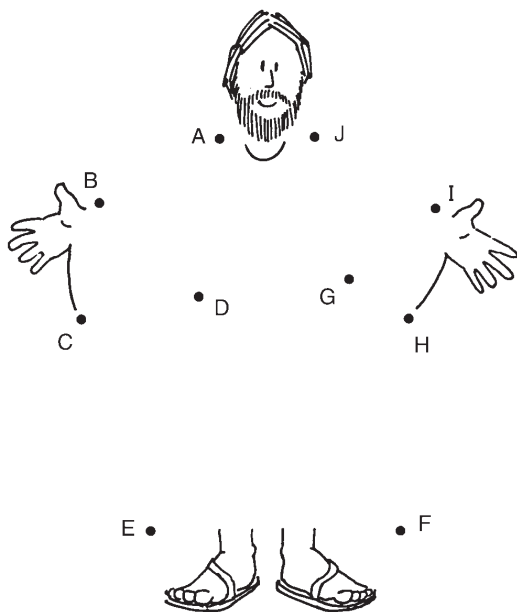
I learned:

I didn't understand:

Draw a picture!

God said to Jesus, "You are my Son..."

Connect the dots of Jesus. A B C D E F G H I J



Enter your **SECRET CODE**
to unlock games @
games.childrensbulletins.com

SECRET CODE
QBDDT0

sermon NOTES:

October 4 • “Broken Beauty” • John 19:16–30

Draw a big, broad cross in the middle of the page. Color the page making the background be the color that you think of for sin, or bad stuff in the world that people do. Color the cross the color that you think of when you hear about Jesus fixing the world or forgiveness.

Remember this verse:

The wages (or what I deserve) of sin is death. But the free gift of God is eternal life through Jesus Christ.

Romans 6:23

Jesus gave His life so we could live!

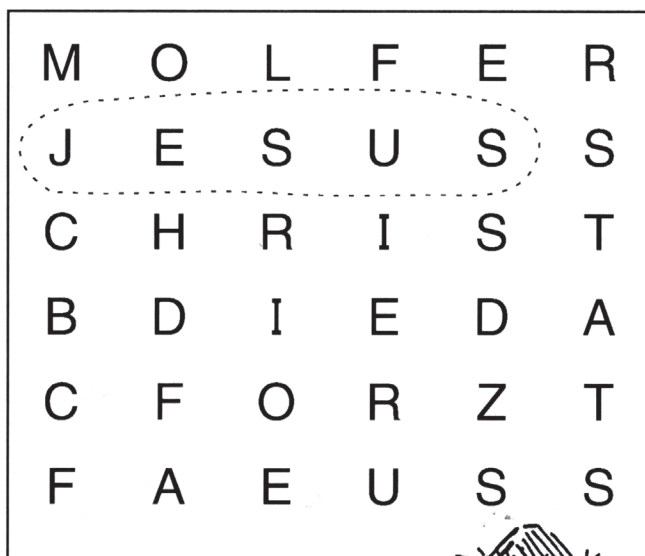
I learned:

I didn't understand:

Jesus died for us.

Find these words.

JESUS CHRIST DIED FOR US



Enter your **SECRET CODE**
to unlock games @
games.childrensbulletins.com

SECRET CODE
NFPF01

sermon NOTES:

October 11 • “Beauty Restored” • John 20:11–18

Have you ever seen an old truck that is rusted and broken down in a field? Or what about an old house that is falling to the ground? What would it take to fix them and make them look brand new? You could fix all the parts of the truck, sanding and scraping away the rust, cleaning it, painting it, and replacing most of the parts. In the house, it would need a lot of the same stuff.

This is kind of a picture of Resurrection. You see, God made broken things new. Draw two pictures. The first: something old and broken down. The second: that same thing made new.

I learned:

I didn't understand:

Mary Magdalene went to Jesus' tomb.

She saw that the stone had been moved.



Circle the objects hidden in the picture below.



Enter your **SECRET CODE**
to unlock games @
games.childrensbulletins.com

SECRET CODE
JYSE56

sermon NOTES:

October 18 • “Beautiful Mission” • Acts 1:1–11

What is your favorite thing about church?

Who is someone you like to see there?

What is one thing that you could give to God?

I learned:

I didn't understand:

Draw a picture!



Jesus told the disciples to go and make disciples and to tell all the nations about Him.

Help these disciples get to the nations around them.



Enter your **SECRET CODE**
to unlock games @
games.childrensbulletins.com

SECRET CODE
ANHR21



sermon NOTES:

October 25 • “Beautiful Kingdom” • Revelation 22:1–13

Draw or write about the coolest place you could imagine living. Who would be there?

What fun things could you do together?

Heaven will be even cooler than that and you get to be in God’s presence!


I learned:

I didn’t understand:

Draw a picture!

From a high mountain, John had a vision of a Holy City coming down out of heaven from God.

Find 9 letters in the picture below and arrange them to spell the name of the city.



Enter your **SECRET CODE**
to unlock games @
games.childrensbulletins.com

SECRET CODE
BHXV96